



SKIRTING ACCESSORIES



▲ 70294- M12 Tin Snips
*For cutting panels and trim. Easy to use and durable. 12" length.



◀ Wind Stay Rods

*For use with vinyl skirting. Allows panel to expand and contract with seasonal changes. Using 1 rod for every 3-4 panels is recommended. Use more frequently for taller panels or windy areas, or upgrade to 24" rods.

70000- 12" Length *For panels up to 36" tall

70001- 24" Length *For panels 36" and taller



▲ 70295- M14 Tin Snips
*Larger snips with more leverage, the preferred snips for all types of skirting. 14" length.



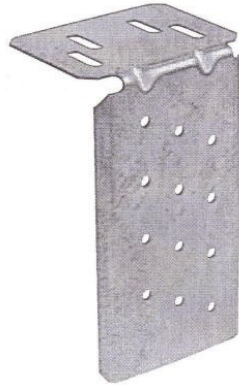
▲ Step 1: Insert the stay rod inside the S-lock of two joined panels.



Step 2: Insert the stay rod head inside the rib of the top back trim. The top front trim is installed next.




▲ 70299- SL 5 Model Punch Tool (Standard)
*For use with Vinyl Panels. We recommend at least 4 punches per panel.




◀ 70005- Steel Mounting Bracket for Vinyl Skirting Top Trim

Made of galvanized steel and designed for use on homes where top trim cannot be attached to the siding. Mounts to wood joist and provides solid backing for installation of Lifetime or Economy Top Back Trim- Conforms with HUD Code 3285.504.

Exterior Refurb



▲ 48211- 7" Ground Spikes
*We recommend using 7 spikes per vinyl ground channel, and 6 spikes per steel "J" channel for firm soil. Number of ground spikes used will vary depending on your soil type.



▲ 70450- Vinyl Skirting Saver for Protection Against Weed-Eaters- Harbor Grey Only- 12' 3" Long

*Stays in place all the time because it sits under the ground channel- Prevents flora from growing too close to your skirting (perpetual shade eventually kills it all)- Keeps the holes away- Less mowing!- Extends 6" away from the skirting- Harbor Gray color works well with white or light gray, and other skirting colors if you're not too picky.

For more fasteners, see page 81.

