




# STEEL SIDING AND REPAIR ITEMS



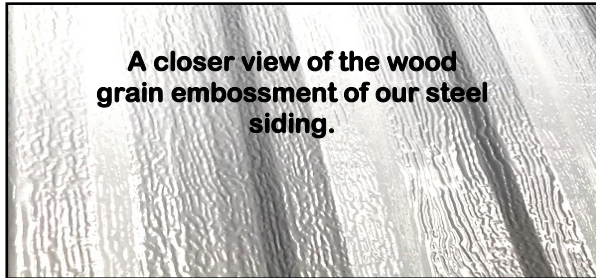
## ◀ Steel Vertical Panels

Full panel measures 32 1/2" wide x 96" tall. Cut to make smaller pieces, or larger ones if you're talented.

(Longer lengths available by special request.)

**48078- White 48048- Cream**

All non-stock order require a minimum order of 10 panels.



A closer view of the wood grain embossment of our steel siding.

## ▼ Steel "J" Channel




10' Length- Front wall height .75"- Back wall height 1 1/2"-.5" Depth. Commonly used for wainscoting.

All non-stock order require a minimum order of 36 pieces.

**48042- Light Stone 48072- White 48092- Tan**

## ▼ Steel Top Trim / Cap



10' Length. Used on top edge or bottom portion of home. Overall height- 3.25"- Face height- 2 1/4". All non-stock order require a minimum order of 27 pieces.

**48021- Dark Brown 48031- Medium Brown 48041- Cream 48051- Dark Grey 48061- Charcoal Bronze 48060- Taupe 48071- White 48081- Black 48091- Tan 48101- Sage**



◀ **48076- 6 1/4" Wide Steel Fascia- 10' Length- White**

All non-stock order require a minimum order of 12 pieces.

Exterior Refurb



## ◀ 3" Wide-Steel Outside Corner- 9' Length

**48024- Dark Brown 48074- White 48034- Medium Brown 48054- Dark Grey 48064- Taupe 48074- White 48084- Black 48104- Sage**

All non-stock order require a minimum order of 15 pieces.

## Steel Outside Corner- 3' Length

**48034-3- Medium Brown 48054-3- Dark Grey 48064-3- Taupe 48104-3- Sage**

All **part numbers** on this page are kept in house and can be ordered in any quantity. Other colors available by special request- Dark Brown, Neutral Sage, Tan, Dark Gray, Black, Clay, Barn Red, English Ivy Green, Medium Brown, Light Gray, Sandstone, Taupe, Basecoat Gray, Two-Tone Neutral, Almond, Mist Gray, Oakwood and Birch, are subject to a minimum quantity when ordered (see all comments in grey text).

For caulking and sealants, and fasteners, see page 77.

