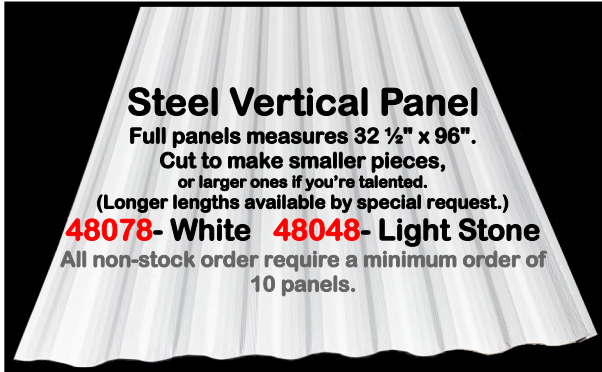




STEEL SIDING AND REPAIR ITEMS




Steel Vertical Panel
Full panels measures 32 1/2" x 96".
Cut to make smaller pieces,
or larger ones if you're talented.
(Longer lengths available by special request.)
48078- White 48048- Light Stone
All non-stock order require a minimum order of
10 panels.

The following colors are available by special request: Dark Brown, Neutral, Tan, Dark Gray, Black, Clay, Barn Red, English Ivy Green, Medium Brown, Light Gray, Sandstone, Taupe, Basecoat Gray, Two-Tone Neutral, Almond, Mist Gray, Oakwood and Birch.



▼ **Steel Top Trim / Cap**
10' Length. Used on top edge or bottom portion of home. 2 1/4" tall.




48021- Earth Brown
48041- Light Stone
48051- Dark Grey
48071- White
48081- Black
All non-stock order
require a minimum order
of 36 pieces.

▼ **Steel "J" Channel**




10' Length- 1 1/2" Tall.
Commonly used for
wainscoting.
48042- Light Stone
48072- White
All non-stock order require a
minimum order of 48 pieces.

◀ **Steel Outside Corner-**
9' Length. 3 1/4" Wide
48024- Earth Brown
48074- White




All non-stock order require a
minimum order of 24 pieces.

Exterior
Refurb




◀ **48011**
Aluminum Drip
Rail- 14' Length
*Sturdy, fabricated
drip rail. Beaded,
mill finish.




◀ **48012- Large**
Drip Rail-14'
Length
*1 1/2" Tall Back Flange,
7/8" Wide Channel, 5/8"
Tall Front Wall

48076- 6 1/4" Wide
Steel Fascia-10'
Length- White ▶
All non-stock order require
a minimum order of 12
pieces.




▼ **Steel Mini-Gutter Rails- 2" Deep ▼**


*For when those little-bitty drip rails just don't cut the mustard. Down-sized to be a perfect fit for manufactured homes.




99105-B- 12' Length
Earth Brown




99105-C
12' Length- Light
Stone



99105-W- 12'
Length- White



99105-E
12' Length-
English Ivy



99105-G- 10' Length
- Galvanized Steel

For caulking and sealants, and fasteners,
see page 76.

