



# FLAIR-IT PLUMBING FITTINGS

## Revolutionary! Simple! Reliable!

State of the art Plumbing system for Manufactured housing, Residential, Recreational Vehicles, or Marine. May be used with Polybutylene (gray or black) tubing or new PEX (red, blue or white) tubing! \*3/4" fittings require a special bushing when used with Polybutylene. Flared-Cone and nut fittings. \*Designed for normal hot and cold potable water. \*Reusable fittings- no corrosion or scaling. \*Simple installation. No crimping tools, cements, solder or Teflon tape needed. \*Complies with ASTM D 3309 and NSF listed (standard 14) \*For Manufactured Housing and Recreational Vehicles. \*Sold individually or in bags of ten.

### How to use Flair-It Fittings



▲ Step 1 - Slide nut over tubing.




▲ Step 2- Insert fitting into tubing until it rests against the fitting threads.



▲ Step 3- Slide nut on to the threads and tighten securely.


Plumbing



### ▲ Tee

(Read AxBxC or BxAxC for sizes)


- 02820- 1/2" x 1/2" x 1/2"
- 02824- 3/4" x 1/2" x 1/2"
- 02825- 3/4" x 1/2" x 3/4"
- 02826- 3/4" x 3/4" x 1/2"
- 02827- 3/4" x 3/4" x 3/4"
- 02830- 1/2" x 1/2" x 3/8"
- 02831- 3/8" x 3/8" x 3/8"



### ▲ Swivel Tee

(female swivel connection in the middle)

02821- 1/2" x 1/2" x 1/2" FPT



### ◀ Male Tee

(with male connection in the middle)

02822- 1/2" x 1/2" x 1/2" MPT



◀ 02890- Universal Tubing Cutter for Poly, PEX, PVC or CPVC pipe. For "Pex" Tubing please see page 59.

